



Jones
FEED MILLS LTD.

Linwood | Heidelberg | Wroxeter | Mitchell

Order Desk: 519-698-2082 | Dispatch: 519-698-9928 | 1-800-265-8735 | Fax: 519-698-2719



HAPPY THANKSGIVING

From All of Us at Jones Feed Mills!



Please note, Jones Feed Mills will be Closed for Thanksgiving Monday, October 10.

Are you ready for when your stocker calves arrive?

Like any year, but maybe even more so this year, the easier your calves transition upon receipt can mean better returns for you. Below are some of Chris Meadows' suggestions with regards to helping get your calves off to their best start.

- Talk to your JFM Beef Sales Consultant to design a transition ration before arrival
- On arrival, adapt calves quickly to their new surroundings, minimize stress effects
- Maximize vaccine/immune response
- Get them eating & drinking quickly - Goal for DMI of 1.5% of Body Weight, then 2.5% with the goal of 3% of BW
- Keep cattle a little hungry. Feed 2 times /day (or more)
- Monitor, monitor, monitor!



The Key to a Dairy Calf's Future - When calves are born, they have no natural immunities to the threats of the environment or the health challenges that you may be facing on your farm. The only way to give calves this immunity is through colostrum. Good quality colostrum contains immunoglobulins that facilitate the transfer of immunities (In addition to high levels of fat which is good for calves for the first few days of life.) Passive transfer refers to the success rate of the immunoglobulins being absorbed by the calf through the colostrum. In order to determine if your colostrum program is effective, you can check the passive transfer of the colostrum, as well as the immunoglobulin levels of the colostrum itself. For more information on this, or to have your colostrum tested, talk to your JFM Dairy Rep, or call/text The Calf Guy! 519-807-3870



Jones Feed Mills/Elanco Food Drive

The boxes are filling up! The last day to donate to the JFM/ Elanco local food drive is October 5th. Donation boxes are at all JFM mills. Thanks to all who have supported the drive!

Kelsey Banks of Alltech Canada stopped by to donate to the Food Drive.



FUTURES



Live Cattle

(\$/CWT)

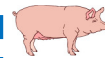
Oct 136.12

Dec 136.39

Feb 137.05

April 136.42

June 128.12



Dressed Hogs

(\$/CKG)

Oct 127.81

Dec 115.45

Feb 126.58

April 142.65

May 161.44

Canadian Dollar \$ 1.32

December 2016

On the Calendar...




Oct 10 - Thanksgiving

Oct 11 - Goat Profitability Workshop - Woodstock

Nov 4-13 Royal Winter Fair

Nov 29 Dairy & Veal Healthy Calf Conference* - Stratford

*JFM Exhibiting or Sponsored

DAIRY/BEEF




Diamond V TMR Audit®


Ten Factors That Contribute to Variation In TMR During Loading & Mixing

1. Worn out mixers
2. Un-level mixers
3. Restrictor Plates Usage
4. Over or Under filled mixers
5. Under-processed hay, straw or balage
6. Improper Ingredient mix order
7. Improper Vertical mixer auger speed
8. Mix time after last ingredient is loaded
9. Liquids that are not evenly loaded & blended
10. Incorrect loading of ingredients into the mixer box.


Diamond V has completed over 3000 TMR audits. Attaining <3% CV is very achievable simply by following proper mixing techniques in well maintained equipment


Feed Particles Mix When Falling Together At the Same Time"
 "Any ingredient or process that interferes with this will affect TMR consistency"

New vs Worn Knives



Example of a Worn Kicker Plate





For a free laminated copy of this guide, talk to your JFM Sales Consultant.